



# EX-CELL

## KAISER

Decorative Receptacles for Waste and Recycling

**NEW PRODUCT PERSONALIZER!**  
page 11



**888.854.6367 - [info@motelsupplies.com](mailto:info@motelsupplies.com)**

## 2020 CATALOG

WASTE & RECYCLING | HOSPITALITY | FACILITY MAINTENANCE | CUSTOM INNOVATIONS



It's an exciting time at Ex-Cell Kaiser as we set the pace, respond to market needs and listen to our customers!

We re-branded Ex-Cell, launched the new [www.ex-cell.com](http://www.ex-cell.com) with our unique 3D product personalizer, our products are listed on [www.CADdetails.com](http://www.CADdetails.com) and we brought new products to the marketplace, many with custom laser graphics.

The Ex-Cell Kaiser advantage, what you can expect:

- ✓ Exceptional Service and Quality
- ✓ Unbeatable Delivery
- ✓ Products are Sustainably Made in the USA
- ✓ Innovative Solutions


See for yourself what makes Ex-Cell Kaiser different. Our experienced team is committed to providing highly functional, thoughtfully designed products and systems our customers have come to expect, helping you get that competitive advantage by opening up a whole new world of customization and branding.

Our enthusiastic Ex-Cell Team is ready to help solve your biggest challenges with superior quality steel waste and recycling receptacles.

*Janet Kaiser*  
Owner & CEO



*Jeffrey Speizman*  
President



*Anna Cosentino*  
VP Sales & Marketing



# The Ex-Cell Kaiser Advantage



## UNBEATABLE DELIVERY

We have the quickest ship times in the industry on EVERY SINGLE PRODUCT: average 10 days or less! Compare any competitor and we come out on top.



## START TO FINISH

Designed and manufactured in the heartland of America. All of our products are sustainably made in the USA with 86% locally sourced materials.



## FAMILY OWNED VALUES

We know how to listen to our customers and monitor the marketplace to create new products that meet our customers changing needs.



## SUSTAINABILITY

All of our receptacles are made with a MINIMUM of 30% recycled materials and are 100% post-consumer recyclable, meaning they will NEVER end up in a landfill.



## BRANDED SOLUTIONS

Cost-effectively enhance the strength of your own brand by custom imprinting your logo on almost all of our products!



## WOMAN OWNED

Ex-Cell Kaiser is a certified Women's Business Enterprise (WBE) operated by Janet Kaiser, third-generation owner.

# Nature Series

**NEW**



MAL BRZX



Each unit includes in-ground mounting and B-1022 pole mounting kits  
Details available on [ex-cell.com](http://ex-cell.com)



NS33-BB R BRZX



NS33-LV T MAL

Inspired by nature, the new Nature Series combines laser patterns with LEAVES or BAMBOO STALKS – no decals – with the functionality of our popular Landscape Series. For added unique quality, each unit includes a color-coordinated rigid plastic liner.

Functional 33 gallon capacity makes the unit ideal for municipalities, parks, university campuses, streetscapes and more. Featuring either TRASH or RECYCLE with corresponding universal icons laser cut into the body of the receptacles makes waste stream identification simple.

Root Item Number	Dimensions	Gallons	Weight (lbs)	Laser Pattern
NS33-BB	18" D x 44" H	33	45	Bamboo Stalks
NS33-LV	18" D x 44" H	33	45	Leaves



# Liquids Disposal

**NEW**



**Matching TRASH & RECYCLE units also available**

Ex-Cell Kaiser's Liquids Disposal unit allows for safe and mess-free disposal of up to 10 gallons of liquids. With a clear visual message, it is easily placed in convenient locations prior to the point of entry into airport security/screening areas, stadiums, theaters, concert halls and other areas where outside liquids and beverages are not permitted.

The large capacity sink includes a 1.5" drain featuring a snap-in screen to prevent debris from entering the retention tank. An easy view, 1.5" x 14", window allows for monitoring liquid levels.



Root Item Number	Dimensions (LxWxH)	Gallons	Weight (lbs)	Sink Dimensions
LD-10 SS	18" x 18" x 40"	10	75	10.75" Diameter x 4.5" Depth



# Coliseum



PBG HMG

The Coliseum recycling station epitomizes the beautiful exchange between form and function by providing customers with an attractive and utilitarian receptacle that marries the smooth laser cut stainless steel front panel and industrial hardware elements with modern lines and durable powder coat finish options for the body.

Functional 68 gallon capacity (2 - 34 gallon liners) makes this unit ideal for high traffic areas. Two 12" color coordinated square openings on a hinged lid with soft close shocks and ghosted universal TRASH and RECYCLING graphics make waste stream identification simple.



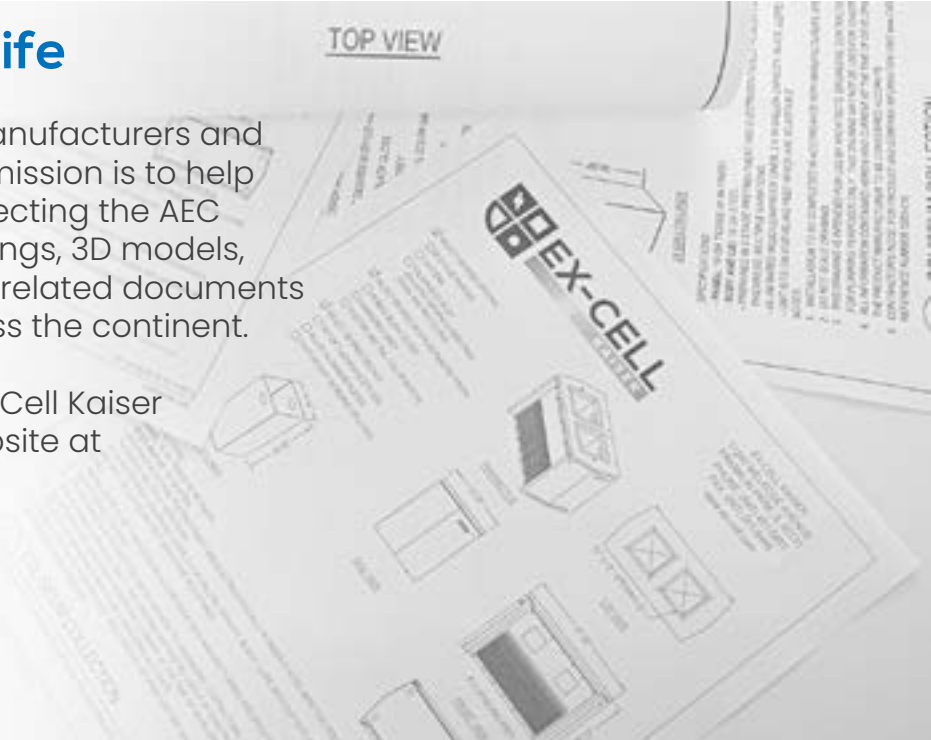
Root Item Number	Dimensions (LxWxH)	Gallons	Weight (lbs)	Finishes
RC-IND2 xxx/SS	47" x 25.5" x 23.75"	68	200	PBG or HMG

OVER 30% ♻️ 🔥 ♿ 🚚 SHIP VIA TRUCK

## Bring your Projects to Life

A virtual bridge between product manufacturers and professional designers, CADdetails' mission is to help bring design projects to life by connecting the AEC industry with high-quality CAD drawings, 3D models, BIM files, specifications, images, and related documents from reputable manufacturers across the continent.

All receptacles manufactured by Ex-Cell Kaiser can be found on the CADdetails website at <https://bit.ly/37kfPjC>



# Branded Solutions

Ex-Cell understands what it takes to build your brand. Our focus is to help you promote. That's why we devote the time and effort to pinpoint and resolve any and all of your existing aesthetic issues, provide you with a line of products that enhance your site, and promote your brand with innovative recycling and trash solutions.

Ex-Cell Kaiser is able to offer an unparalleled level of personalization on nearly all of our products:

- Custom colors: choose from our library of 30+ colors or use your own RAL/PMS colors
- Custom graphics: including decals and vinyl wraps
- Custom laser graphics
- Custom logos & branding
- Small batch quantities



**Kaleidoscope**  
Custom Body & Lid Color,  
Custom Decals,  
Custom Lid Opening



**Coliseum**  
Custom PMS Color Match Trim and Laser Logo



**Landscape**  
Custom PMS Color  
Match Lid and Vinyl  
Wrap, Unpainted  
Stainless Steel Body,  
Custom Lid Decals



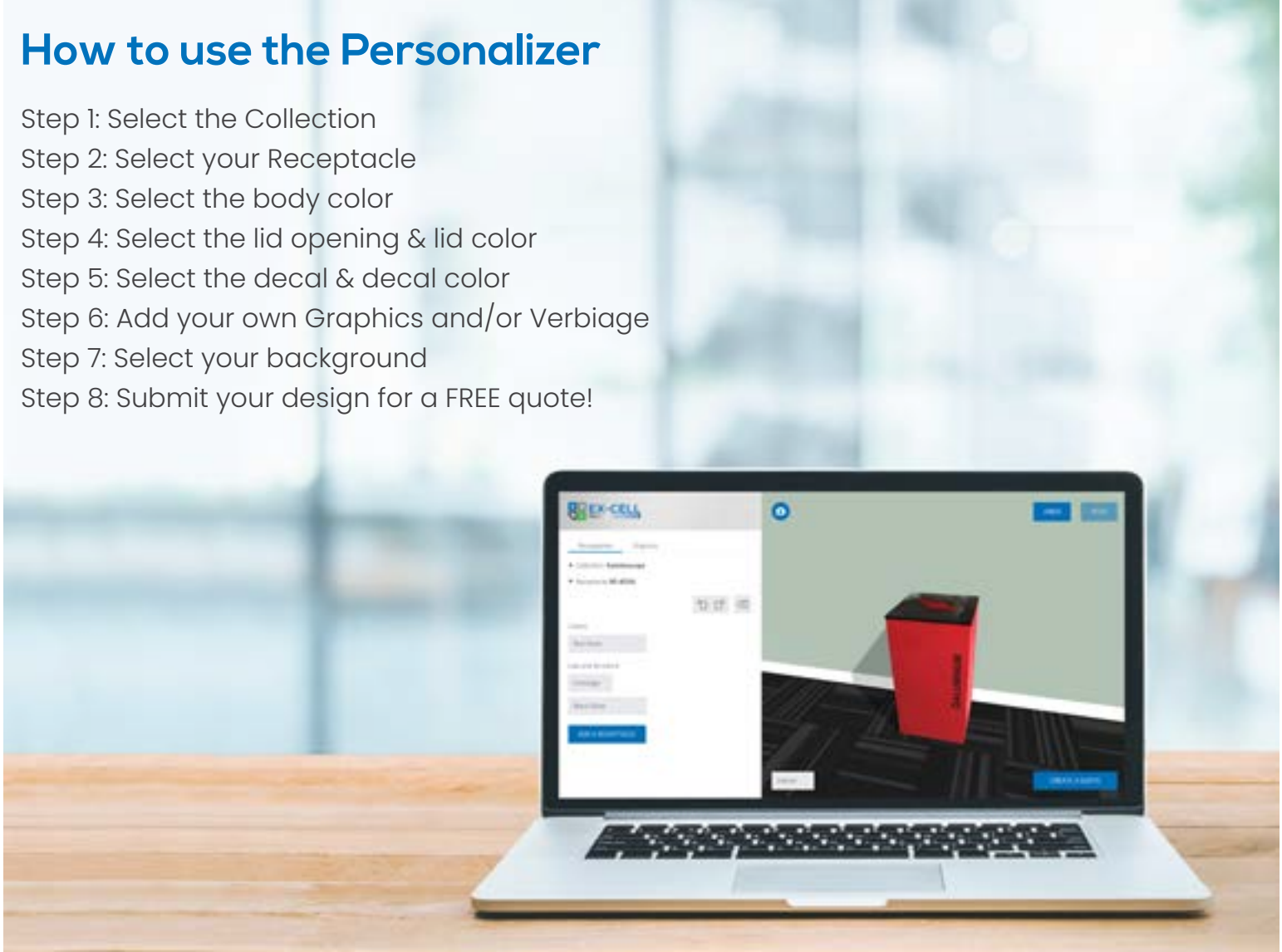
**Ellipse**  
Without Canopy, Full Vinyl Wrap,  
Custom Trim Color, Sign Holders

# Online Product Personalizer

Introducing our NEW high-tech, 3D online personalization tool. The Product Personalizer goes beyond anything available in the waste and recycling receptacle industry. Users will be able to build their receptacle from the ground up, choosing from our broad library of powder coat finishes or using their own PMS/RAL color, wide array of decals, and multiple lid options. In addition, users will also be able to upload their own logo and graphics, and see a real-time rendering of their design in a three dimensional setting.

## How to use the Personalizer

- Step 1: Select the Collection
- Step 2: Select your Receptacle
- Step 3: Select the body color
- Step 4: Select the lid opening & lid color
- Step 5: Select the decal & decal color
- Step 6: Add your own Graphics and/or Verbiage
- Step 7: Select your background
- Step 8: Submit your design for a FREE quote!



# Kaleidoscope Collection



Like a real Kaleidoscope, the extensive and diverse collection of options in these recyclers offer consumers the ability to establish their Recycling Centers in a variety of colors and patterns to meet their needs. Over 30 decals available.

The Kaleidoscope Collection features fingerprint proof textured bodies and easy-to-read, pre-applied white decals on 2 sides. The lids are removable for easy serviceability and come in 2 waste stream openings.



Root Item Number	Dimensions (LxWxH)	Gallons	Weight (lbs)	Standard Decal/Lid Options
RC-KDHR	15.75" x 7.875" x 30"	8	23	<b>C:</b> Cans/Bottles with comingle lid
RC-KDSQ	15.75" x 15.75" x 30"	24	38	<b>CMPST:</b> Compost with square opening lid
RC-KD17	9.5" x 18.25" x 35.5"	17	38	<b>P:</b> Paper with comingle lid
RC-KD36	18.25" x 18.25" x 35.5"	36	48	<b>PL:</b> Plastic with comingle lid
RC-KD25-ARC	19" x 18.25" x 35.5"	25	48	<b>R:</b> Recyclables with comingle lid <b>T:</b> Trash with square lid opening



# Black Tie Series



With a combination of premium finishes and ultra-modern, cool grey graphics, the Black Tie Series expands the reach of the Kaleidoscope collection to facilities desiring a high-end look; facilities where only the best will do.

This completely modular system allows for expansion or retraction as facility needs change and new recycling streams may be identified. The Platinum powder coated lids are removable for easy serviceability and come in 2 waste stream openings.




Root Item Number	Dimensions (LxWxH)	Gallons	Weight (lbs)	Standard Decal/Lid Options
RC-KDHR BT	15.75" x 7.875" x 30"	8	23	<b>C:</b> Cans/Bottles with comingle lid
RC-KDSQ BT	15.75" x 15.75" x 30"	24	38	<b>CMPST:</b> Compost with square opening lid
RC-KD17 BT	9.5" x 18.25" x 35.5"	17	38	<b>P:</b> Paper with comingle lid
RC-KD36 BT	18.25" x 18.25" x 35.5"	36	48	<b>PL:</b> Plastic with comingle lid
RC-KD25-ARC BT	19" x 18.25" x 35.5"	25	48	<b>R:</b> Recyclables with comingle lid
				<b>T:</b> Trash with square lid opening





# Metro Collection

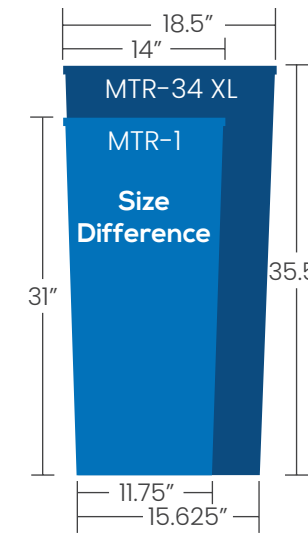


The Metro Collection provides a high end look without a high end price. A truly self contained receptacle system, the Metro provides sleek and stylish single, double or triple stream recycling with ample 18 gallon capacity per stream.

The Metro XL Collection further enhances the offering with 1 or 2 stream units of almost identical capacity, but a slightly smaller footprint. These varying capacities and streams allow a consistent look across the diverse needs of any facility.

**CANS/BOTTLES**  
**COMPOST**  
**PAPER**  
**PLASTIC**  
**RECYCLE**  
**TRASH**  
**WASTE**

Each unit includes a vinyl graphics kit with applicator.



RC-MTR-34 A/T SS



RC-MTR-34 COMBO HCPR



RC-MTR-34 R HCCL



RC-MTR-34 TR SS

Root Item Number	Dimensions (LxWxH)	Gallons	Weight (lbs)	Standard Lids Included
RC-MTR-1	14" x 14" x 31"	18	43	Comingle & Trash
RC-MTR-2	28" x 14" x 31"	36	70	Comingle & Trash
RC-MTR-3	42" x 14" x 31"	54	95	Comingle, Square Trash & Circle
RC-MTR-34	18.5" x 18.5" x 35.5"	34	48	<b>A/T:</b> Ash Cup with Square Trash <b>COMBO:</b> Comingle with Square Trash <b>R:</b> Comingle <b>TR:</b> 8" Square Trash



Only Stainless Steel

[info@motelsupplies.com](mailto:info@motelsupplies.com)

888.854.6367

# Echelon Collection



ECHX2-1E SS/BL



ECHX3-2TR SS/BL



ECH-HHX TR SS/BL

The Echelon Collection consists of an entire family of products that can be used across all areas of any facility, with capacities ranging from 32 gallons to 75 gallons. Featuring stainless steel construction accented by black trim and etched & filled aluminum graphic plates, Echelon units enable customers to maintain the integrity of their décor facility-wide!

The Echelon Collection also includes two styles with sturdy aluminum canopies designed for outdoor use.

Root Item Number	Dimensions (LxWxH)	Gallons	Weight (lbs)	Standard Lid Options
ECH2	45" x 18.5" x 40.75"	70	165	<b>1E:</b> Trash & Comingle Openings
ECHX2	47.5" x 22" x 53"	70	215	<b>2TR:</b> 2 Trash Opening
ECH3	45" x 18.5" x 40.75"	75	165	<b>2R:</b> 1 Trash & 2 Comingle Openings
ECHX3	47.5" x 22" x 53"	75	215	<b>2TR:</b> 1 Comingle & 2 Trash Openings
ECH-SL	26" x 18.25" x 40"	34	95	<b>TR:</b> 1 Stream Trash Opening <b>R:</b> 1 Stream Comingle Opening <b>2TR:</b> 2 Stream with 2 Trash Openings <b>COMBO:</b> 2 Stream 1 Trash & 1 Comingle Openings
ECH-HHX	31" x 18" x 34.25"	32	90	<b>TR:</b> 1 Stream Trash Opening <b>COMBO:</b> 2 Stream 1 Trash & 1 Comingle Openings <b>2TR:</b> 2 Stream with 2 Trash Openings <b>A/T TR:</b> 2 Stream 1 Trash & 1 Ash Cup Openings



# Venue Collection



VC2234 HR SS PLTNM



VC2234 HR SS BLX

VCC-33 PERF SS

VCR-33 PERF SS

VCT-33 PERF SS


The Venue Collection of perforated stainless steel receptacles include 33 gallon capacity TRASH, RECYCLE, and COMPOST units with laser graphics instead of decals, lids with 8" round openings that have color coordinated liners, and wrap-around rubber gaskets on the base.

The perforated stainless steel VC-2234 HR units are among the largest capacity half-round units on the market at 20 gallon capacity. The hinged lids are available in black or platinum textured finishes. Units also include rigid plastic liners.

Root Item Number	Dimensions	Gallons	Weight (lbs)	Finishes & Laser Graphics
VC2234 HR SS	22.5" L x 11.5" D x 35" H	20	37	BLX or PLTNM
VCC-33 PERF SS	18.25" D x 32" H	33	41	HGX with COMPOST
VCR-33 PERF SS	18.25" D x 32" H	33	41	RBLX with RECYCLE
VCT-33 PERF SS	18.25" D x 32" H	33	41	BLX with TRASH



# International Collection



The International Collection is a series of 18 gallon capacity color coordinated receptacles available in powder coated steel or stainless/powder coated versions to compliment any public space. All units feature a decorative double beaded base with wrap-around vinyl trim on the base to protect both the units and floor surfaces.



Celebrating over 87 years of manufacturing in Chicago! You can count on us to deliver quality solutions at competitive prices.



INT1528 T-8 SS      INT1528 F SS/BLX      INT1531 D-6 SS BURX      INT1528 T-8 BLK DB      INT1531 D-6 CCL DB

Root Item Number	Dimensions	Gallons	Weight (lbs)	Standard Lid & Lid Colors
INT1528 T-8 SS	15" D x 28" H	18	30	Flat lid in BLX with Stainless Steel body
INT1528 F SS/BLX	15" D x 28" H	18	30	Funnel lid in BLX with Stainless Steel body
INT1531 D-6 SS	18" D x 31" H	18	26	Dome lid in BLX, BRX, BURX, HGX, or INGX with Stainless Steel body
INT1528 T-8 DB	15" D x 28" H	18	23	Flat lid in BLK or CCL with matching body
INT1531 D-6 DB	15" D x 31" H	18	27	Dome lid in BLK or CCL with matching body



Only Stainless Steel

# International Recycling Collection



The Smiley combines 3 waste streams into a single unit with 3 separate LLDPE plastic liners. Lid features silk screened decals on openings.

The RC-1528-3 SS NY combines all the features of the traditional Smiley with color coordinated lid graphics that satisfy NYC Commercial Recycling Laws.

The Stainless Steel Recycler contains an 18 gallon capacity round liner. The body is brushed Stainless Steel with a fingerprint-proof textured café style dome lid with 6" opening. A black decal kit is included for Paper, Cans, Plastic, and Glass.

Root Item Number	Dimensions	Gallons	Weight (lbs)	Lid Decals/Color Options
RC-1528-3 SS	15" D x 28" H	14	41	CANS, PLASTIC, NEWSPAPER/PAPER
RC-1528-3 NY SS	15" D x 28" H	14	41	METAL/PLASTIC/GLASS, TRASH, PAPER
RC-1531 D-6 SS	18" D x 31" H	18	27	BLX, BRX, BURX, HGX, INGX



# Celebrity Recycler



The Celebrity Recycler features a brushed Stainless Steel body with a large capacity liner that encourages recycling in high traffic areas with easy-to-read graphics and a fingerprint-proof Recycle Blue textured lid.

Root Item Number	Dimensions	Gallons	Weight (lbs)	Standard Lid Opening
RC-2234F SS	22" D x 34" H	45	64	Funnel with 12" opening



# Premier Series



The Premier Series is a 33 gallon capacity unit with a round liner. This popular unit is available in 6 standard colors and has a brushed stainless steel funnel top with 8" diameter waste opening. Heavy duty feet protect unit and floor surfaces.



The Premier XL is a similar, yet larger, version of the Premier with a 45 gallon capacity round liner. The body is brushed stainless steel and features a fingerprint-proof textured funnel lid with 12" waste opening. Heavy duty feet protect unit and floor surfaces.

Root Item Number	Dimensions	Gallons	Weight (lbs)	Standard Body & Lid Colors
WR-33F	18.25" D x 32" H	33	56	Stainless Steel or Powder Coated Body with Stainless Steel Lid
WR-2234F	22" D x 25" H	45	64	Stainless Steel Body with Powder Coated Lid



# Sanitizing Wipe Receptacles



This stainless steel unit compliments any environment with an elegant design and easy dispensing of sanitary wipes. Compatible with most center-pull bagged wipe rolls up to 9.5" in diameter, the locking flat top lid lifts off easily for refilling wipes. The unit also features a 5" diameter trash opening on side of the body for disposing of wipes.

Perfect as a stand-alone receptacle for towels or as a companion for our Sanitizing Wipe Dispenser, this 18 gallon unit helps keep towel service neat and manageable. The unit features an attractive stainless steel body with a lift-off, flat lid with 8" opening.

Item Number	Dimensions	Gallons	Weight (lbs)
SW-DSP-01 SS	10" D x 28" H	3	11
SW-1528 TWL	15" D x 28" H	18	30

Lid Opening contains a rubber grommet with teeth to help wipes stand up and tear easily.

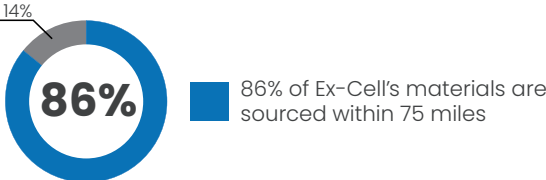


# Commitment to Sustainability

At Ex-Cell Kaiser, we're committed to protecting the environment and natural resources. Every day we look for new ways to leave a positive environmental footprint, through our own day to day business operations and through our products and manufacturing process.

Our internal efforts include the implementation of company-wide recycling procedures and initiatives, the separation of recyclable waste, timed production processes to reduce energy consumption and the purchase and usage of green cleaning products and products made of recycled materials.

Material Used in our Products	% Recycled Content	% Post Life Recyclability	Locally Sourced
Cold Rolled Steel	30%	100%	Yes
Stainless Steel	60%	100%	Yes
Aluminum	70%	100%	Yes
Powder Paint*	0%	0%	Yes
Vinyl Decal	0%	0%	Yes
Packaging	40-50%	100%	Yes



\*Powder Coat Finish contains no volatile organic compounds and overspray is 98% reclaimable

## All Receptacles Manufactured by Ex-Cell Kaiser Contribute to Closed-Loop Recycling!

**METALS**  
Metals can be recycled an infinite number of times, therefore never contribute to landfill waste.

**PLASTICS**  
Plastic can only be recycled once or twice before being cycled down due to degradation of material.  
A "one-and-done" type of material that goes into landfills at the end of its service life.

# Ellipse Collection



At a total capacity of 90 gallons (two 45 gallon liners), the Ellipse Collection is a two stream station ideal for high volume & traffic applications. Locking front doors make serviceability effortless and prevents unauthorized access. Crisp, white decals on the doors make waste stream identification easy. Durable aluminum canopy helps prevent rain and elements from entering the unit. Additional etched & filled aluminum plates denoting TRASH and RECYCLABLES are included for lid application, as an option.



Root Item Number	Dimensions (LxWxH)	Gallons	Weight (lbs)	Lid Opening Sizes
RGU-3645	48.5" x 27.5" x 52"	90	200	8" for Recyclables and 12" for Trash



# Streetscape Collection



Timeless, elegant design and extremely rugged construction combine to make this one of our most popular outdoor collections. The capacity, design and features of the Streetscapes perfectly meet the specific needs of our customers.

The Streetscape is available in a Classic 37-gallon flared design or an SCTP-40 45-gallon with or without a self-locking door. All of these models are also available with a full canopy.



Root Item Number	Dimensions	Gallons	Weight (lbs)	Description
SC-2633	26" D x 33" H	37	125	Flared Trash Receptacle
RC-SC2633	26" D x 33" H	37	125	Flared Recycling Receptacle
SCD-2633	26" D x 42" H	37	145	Flared Trash Receptacle with Canopy
RC-SCD2633	26" D x 42" H	37	145	Flared Recycling Receptacle with Canopy
SCTP-40	23" D x 36" H	45	125	Trash Receptacle with Door
SCTP-40 D	23" D x 54.5" H	45	145	Trash Receptacle with Door and Canopy
SCTP-40 ND	23" D x 36" H	45	120	Trash Receptacle
SCTP-40 D ND	23" D x 54.5" D	45	140	Trash Receptacle with Canopy



No one in the industry can beat our lead times - almost all of our products ship in 10 days or less!





# Landscape Series



RC-2441 CANS RBL



WR-10R CVR HGR



WR-2441 T BLK

Root Item Number	Dimensions	Gallons	Weight (lbs)	Description
RC-34R DM CANS RBL	18" D x 44" H	34	33	Recycle Receptacle with Dome Top
WR-34R DM BLACK	18" D x 44" H	34	33	Trash Receptacle with Dome Top
RC-2441 CANS RBL	24" D x 38" H	40	70	Cans/Bottles Recycling Receptacle
WR-2441 T BLK	24" D x 38" H	40	70	Trash Receptacle
WR-10R	11.5" D x 23" H	10	14	Outdoor Receptacle
WR-10R CVR	11.5" D x 23" H	10	16	Outdoor Receptacle with Lid
WR-22R	15" D x 30" H	20	22	Outdoor Receptacle
WR-34R	18" D x 35" H	34	30	Outdoor Receptacle
WR690	11.5" D x 23" H	10	17	Outdoor Receptacle with Drop Bottom

The Landscape Series consists of an entire family of perforated outdoor units with capacities ranging from 10 gallons to 40 gallons. Units over 30 gallon capacity include pre-drilled holes in the bottom of the unit for in-ground mounting. All units, with the exception of the WR-2441 and RC-2241 that come with plastic liners, feature retainer bands to hold liner bags in place.

The RC-34R DM and WR-34R DM feature laser cut TRASH or RECYCLE graphics instead of body decals. The RC-34R DM, WR-34R DM, RC-2441, and WR-2441 also include decals on lids to help denote waste streams from all angles.



# Smokers' Oasis



- BLK
- HCCL
- HCPR
- HGR
- SND

The Smokers' Oasis is one of the best selling cigarette receptacles in the world and has serviced thousands of facilities! The unit, constructed of all fire-safe steel, features a removable 4.5 gallon galvanized steel liner with bail handle. It will not burn or melt, unlike plastic models, and requires no sand or water. A sure-fit industrial stainless steel hasp closure secures the top to the base.

Padlock, security lanyard and in-ground anchor kit are sold separately (SRS-LCK KIT).

Root Item Number	Dimensions	Gallons	Weight (lbs)
SRS-1	16" D X 39" H	4.5	18



# Cigarette Receptacles



The retro-style pedestal smoking urn has a large capacity and features a removable, self-closing flip top with stainless steel blades, making it a favorite of casinos, private clubs, and smoking lounges.

With its classic design, this large capacity, self-closing flip top, tabletop ashtray will meet the needs of most any application and is a favorite of venues where smoking is allowed. Available with optional bridge (BG), see below.

Item Number	Dimensions	Weight (lbs)	Finish
501 CPDR-FLIP	10" D x 22" H	7	PLTNM
63 BLX	8" D x 4" H	3	BLX
63-BG BLX	8" D x 6" H	3	BLX



# Traveler's Series Bellman's Carts



The Traveler's Series Complete Bellman's Carts combination of classic, functional design and rugged construction make this cart the workhorse of hundreds of hotel lobbies nationwide! Featuring a sturdy, 18 gauge, tubular steel frame with a Stainless Steel hanger bar, these units have a 1,200 lb. carrying capacity.

Root Item Number	Dimensions	Weight (lbs)	Description	Deck Colors
780BB	43" x 23" x 71"	85	Brasstone Frame with 8" Pneumatic Casters	BLK, GRY, RED
780CHR	43" x 23" x 71"	85	Chrome Frame with 8" Polyurethane Casters	BLK, GRY, RED
780SS	43" x 23" x 71"	85	Stainless Frame with 8" Pneumatic Casters	BLK, GRY, RED
780 EC	43" x 23" x 68"	66	Chrome Frame with 5" Polyurethane Casters	GRY

OVER 30%

# Garment & Wall Mounted Racks



Our chrome plated garment racks are constructed of sturdy, 18 gauge tubular steel. Available with or without casters, in 3 lengths, these racks can be purchased in an option to meet exact space and storage requirements.

Available in 2 lengths, our brushed aluminum wall mounted racks come with durable plated double hooks with steel ball tips to prevent damage to garments. Mounting hardware included. 12 pack of individual hooks (701 CHR) is also available.

Boot racks and casters are sold separately.

Root Item Number	Dimensions (L x W x H)	Weight (lbs)	Description
790-36 CHR	36" x 20" x 65"	32-33	36" Garment Rack
790-48 CHR	48" x 20" x 65"	32-33	48" Garment Rack
790-60 CHR	60" x 20" x 65"	36-37	60" Garment Rack
700 SA	36" x 3.75" x 4"	5	36" Wall Mounted Rack with 6 Hooks
703 SA	18" x 3.75" x 4"	3	18" Wall Mounted Rack with 3 Hooks

OVER 30% OVER 70%

Only Aluminum

# Mop & Broom Holders & Dustpans



333-4 SS



304 BH



304 BLACK

The Clincher Mop and Broom Holder is constructed of heavy duty steel and finished in white gloss. A 4" deep shelf and 5 hooks provide additional storage, while 6 heavy duty spring activated rubber cams hold mops & brooms. Grip caps and mounting hardware included.

The 333 Series Channel Mop and Broom Holders are constructed of heavy duty steel. Heavy duty spring activated rubber cams effectively store mops & brooms. Mounting hardware included.

Dustpans feature a tubular handle with ergonomic grip and self-closing lid.

Root Item Number	Dimensions (L x W x H)	Weight (lbs)	Description	Standard Finishes
333-4	24" x 3" x 4"	3	4 spring activated cams	SS or WHT
333-6 WHT2	34" x 5.5" x 7.5"	8	6 spring activated cams	WHT
304	12" x 10" x 32.5"	25	Case of 6 Dustpans	BH or BLK
306 STAINLESS	12" x 10" x 31"	5	1 Dustpan with mirror finish	SS

**OVER 30%** **OVER 60%**  
Only Stainless Steel

# Catalog Legend

**OVER 30%** Contains over 30% recycled steel

All receptacles are made of fire-safe steel

Indicates items with security features

**OVER 60%** Contains over 60% recycled stainless steel

All products are ADA compliant


SHIP VIA TRUCK Indicates item ships on a pallet, via truck

**OVER 70%** Contains over 70% recycled aluminum

Indicates items that include mounting kits

Indicates items with liner. All of our LLDPE plastic liner's base resin meets UL94 flammability standard. Liners with 8 gallon capacity or more feature lift handles and bag retention holes.

# Standard Finishes



## Premium Finishes\*



Not all finishes are suitable for outdoor applications. Please check with Ex-Cell Kaiser before committing to any finish not currently offered as a standard for outdoor products. \*Additional charges & extended lead times may apply.